

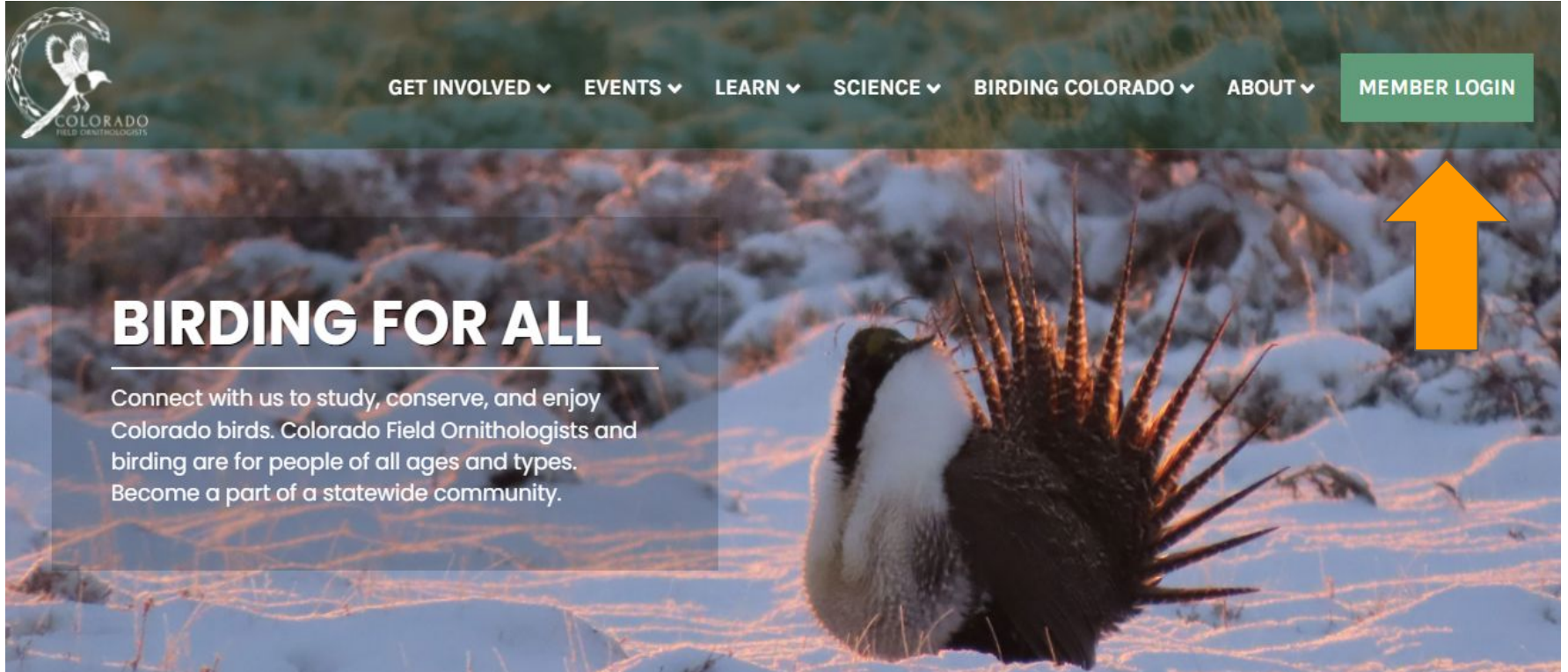


Setting Up Your CFO Account

If you have already been a CFO member or registered for CFO events, you have a CFO account. Complete these steps to set your username and password for the account.

If you have additional questions, please contact CFO's Membership Chair at membership@cobirds.org

1. Click on Member Login



2. Select “Having trouble logging in”



ACCOUNT LOGIN

Login Name

Password

Remember me for 2 weeks


 Log In

[Having trouble logging in?](#)

Or sign in with



[Don't have an account yet? Create account](#)



3. Input your email address, then check your email

Input the email address that was previously associated with your CFO membership or account.

You will get an email with a link to set your username and password for your CFO account. Follow this link and go to the next step

4. Set Your Username & Password

Set Login/Password

Please select the account for which you would like to reset your password:

- Account:**
- Login Name:**
Individual Constituent User

Please enter a login name you would like to use (at least 4 characters)

Please enter a login password you would like to use (at least 8 characters, including at least one number)

Please re-enter your login password

Submit

5. Welcome to Your CFO account



WELCOME [REDACTED] **(ACCOUNT# [REDACTED])**



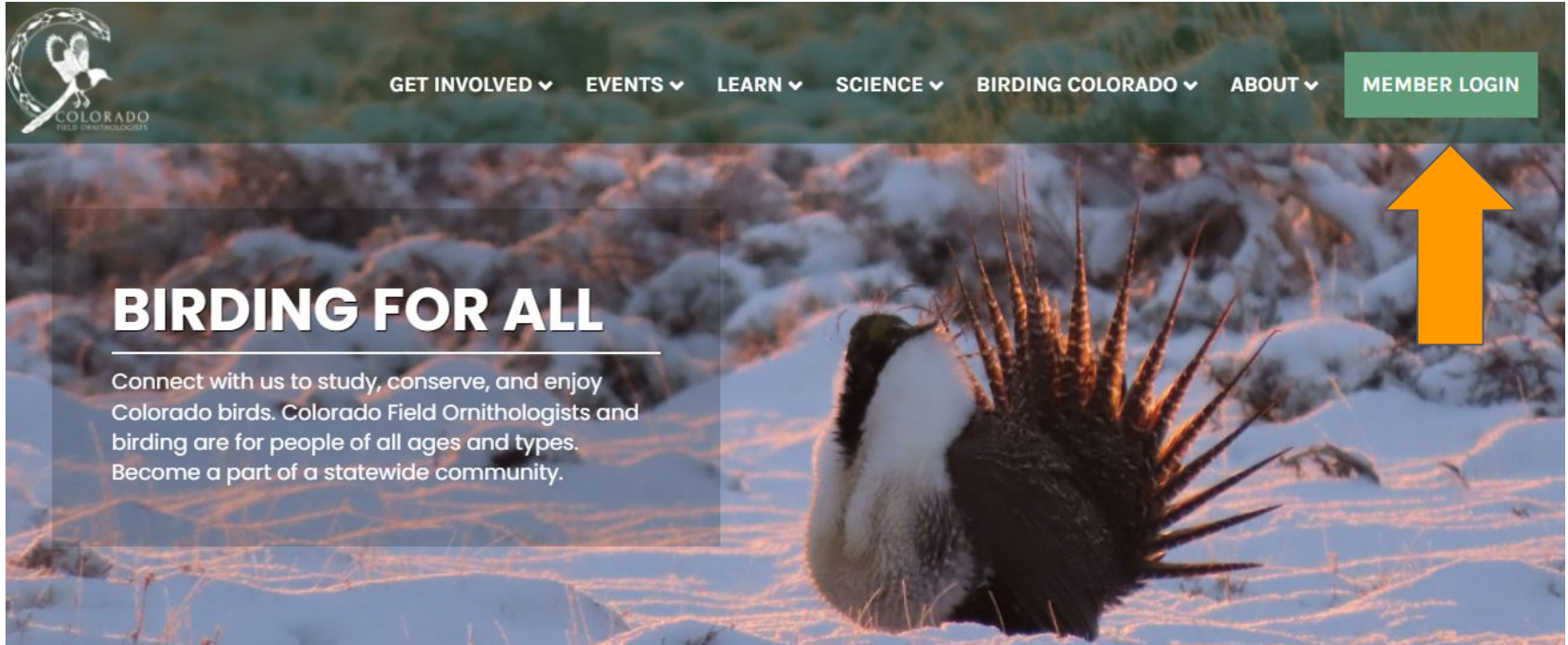
**WHAT WOULD
YOU LIKE TO DO?**



- My Donation
- My Orders
- Update My Profile
- Setup My Login
- My Membership
- My Registered Event
- Manage My Addresses
- Re-Subscribe Email
- Login Home
- Log out

6. Accessing Your Account Next Time

Next time you want to log into your account, simply go to Member Login



The image shows a screenshot of the Colorado Field Ornithologists website. The background is a photograph of a grouse in a snowy, mountainous landscape. In the top left corner, there is a logo for Colorado Field Ornithologists featuring a bird and a magnifying glass. The top navigation bar includes the following links: GET INVOLVED, EVENTS, LEARN, SCIENCE, BIRDING COLORADO, and ABOUT. A green button labeled "MEMBER LOGIN" is positioned on the right side of the navigation bar. A large orange arrow points upwards from the bottom right towards the "MEMBER LOGIN" button. Below the navigation bar, there is a section titled "BIRDING FOR ALL" with a horizontal line underneath. The text below the title reads: "Connect with us to study, conserve, and enjoy Colorado birds. Colorado Field Ornithologists and birding are for people of all ages and types. Become a part of a statewide community."

BIRDING FOR ALL

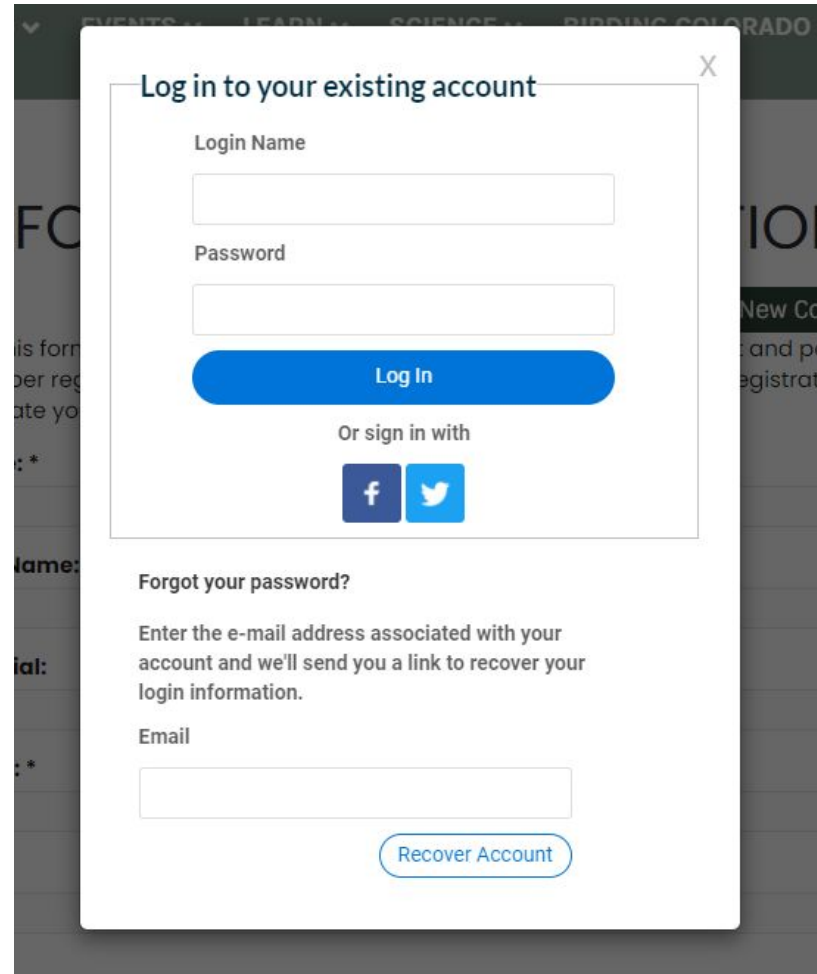
Connect with us to study, conserve, and enjoy Colorado birds. Colorado Field Ornithologists and birding are for people of all ages and types. Become a part of a statewide community.

MEMBER LOGIN

7. Login Prompt

Prior to filling out forms on the CFO site (event registration, donation, etc), this form will pop up prompting you to log in so that your new registration or donation will be associated with your account.

Your address and contact information will also automatically populate when you are signed in and filling out a form.



The image shows a white modal window titled "Log in to your existing account" with a close button (X) in the top right corner. The modal contains the following elements:

- Login Name:** A text input field.
- Password:** A text input field.
- Log In:** A blue button with white text.
- Or sign in with:** Text centered below the button.
- Facebook and Twitter:** Two social media icons (Facebook 'f' and Twitter bird) in blue boxes.
- Forgot your password?:** A section header.
- Enter the e-mail address associated with your account and we'll send you a link to recover your login information.** A paragraph of text.
- Email:** A text input field.
- Recover Account:** A blue button with white text.

Thank you for setting up your account.

If you have additional questions, please contact CFO's Membership Chair at membership@cobirds.org

